



Product News – Optics

Bundling, Shaping and Directing Light

Contents

Technical Aspects regarding Optics	3
Single Row Optics	4-5
Three-row Optics	6-7
Three-row Optics IP54	7
Linear COB Optics	8-9
Batwing Optics	9
Circular COB Optics	10
Glossary	11

LED Optics

Bundling, Shaping and Directing Light

One of the core skills in developing LED lighting is the design of the optics system since it takes precise optics to enable an efficient implementation of application-specific light distributions.

VS develops and produces numerous different LED optics for shop, office, high-bay and street lighting applications. The range includes optics in different shapes (circular, square, linear) made of high-quality materials (*PMMA**, *silicone**) and with all conceivable angles of radiation (narrow/broad beam, asymmetrical or combined).

Thanks to a brand new injection moulding process, VS can now even produce three-dimensional optics of up to 2 m in length.

Vossloh-Schwabe's bespoke optics design service makes it possible to create highly specific lighting characteristics.

■ DEVELOPMENT & SIMULATION

Individual LED optics for lighting technology are designed in our R&D departments. Optical simulations as well as in-depth experience in the design of injection-moulded plastic components number among VS' core competencies. In-house production of STL models and prototyping tools make it possible to test the results of development work using near-mass-production prototypes and to trial their performance at the customer's premises with the actual application.

■ TOOL DESIGN & CONSTRUCTION

Producing the tools needed for making optical systems demands a high degree of experience and precision. VS has spent many years expanding its in-house tool production competence, a valuable resource that can be made available to leading companies within the lighting technology market.

Our modern machine park ensures mass tool production is both highly efficient and almost fully automated. Our tooling service covers production-ready optics design, tool blueprinting and manufacturing, simulation of the injection moulding process, manufacturing of the end products and their final installation. For our customers, this means high-quality and durable tools for the production of individual components or entire systems.

■ PRODUCTION

Our automated injection moulding production processes and modern machinery provide a basis for manufacturing optical components. Most lighting optics are produced using polymethyl methacrylate (PMMA) or polycarbonate (PC). And the high standards applied to material selection also extend to a flawless finish.

Thanks to a new technology – a combination of extrusion and injection moulding called exjection – we can now even produce optics with several degrees of light-technology freedom and in continuous lengths of up to 2 m.

Technical Aspects regarding Optics

Application-specific differences in requirements

- Lighting for industrial facilities, e.g. IP protection
- High-rack storage/high-bay:
Depth-penetrating/broad light distribution
- Office: glare, outer appearance
- Streets: standardised requirements regarding lighting intensity and luminous density
- Public places: extremely broad light distribution

Lighting with High Anti-Glare Requirements

Glare is chiefly caused by portions of light with angles of incidence that lie between approx. 45° and 85° . To reduce glare, the emitted bundle of light must be precisely limited by the optics, in which regard those with low *UGR values** also feature a lower angle of incidence. However, with regard to this kind of application, the aim is generally to achieve the broadest possible angle of incidence with the smallest possible UGR value. Glare can further be reduced by enlarging the light emitting surface of the optical system. In this respect, our three-row optics, for example, deliver a fundamental advantage over the smaller one-row optics.

Lighting with Design Requirements

While drafting the structure of the optical system, it is also possible to incorporate design aspects. Within certain limits, the outer form of the lens can be varied: square, circular, elliptical, x-form or rectangular shapes can be used to produce numerous different light distributions. In addition, multifaceted lens surfaces can be used to achieve a "sparkling" effect*. It is also possible to add a matte finish or a special pattern to the outer surfaces of the lens.

Material Selection for Optics

Only materials that specifically suit the respective requirements and/or customer specifications are used: impact-proof, highly heat-resistant silicone, sturdy polycarbonate or highly transparent PMMA. The ideal material is selected for each application and the design of the optics is modified to suit the material.

Lighting Simulation

Most optics function by channelling the light beam through two or three optical surfaces. In the simplest case, these are the light entry and light exit surfaces of the lens. In the case of *TIR optics** there is an additional reflection at the outer mirror surface. When designing an optical system, the aim is therefore to optimise the position, orientation and surface curvature of all involved surfaces in order to achieve the desired light distribution with only little colour shift and under observation of all design requirements (appearance and outer geometry).

Colour Homogeneity Requirements

When combined with optics, currently available mid-power LEDs tend to produce light with split colours (yellow rim). This is because in the LED itself the blue light source (chip) and the yellow light source (phosphorous) are not identical, which means that the chip only emits light in the centre of the LED, while the phosphorous emits light over the entire surface. The colour splitting effect can only be minimised with the help of a specially modified optics design, which in turn demands high standards in terms of simulation, design and production.

* See glossary on page 11

Single-row Optics

Optics attachments 1R, 280 mm for LED modules and module chains

e.g. for LED Line SMD Kit Gen. 2 (WU-M-480/-501) and LED Line CSP Tuneable W4 (WU-M-522)

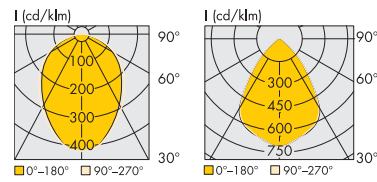
- Front-sided groove or spring for interconnecting optics.
- Max. permissible temperature: 80 °C



- Material: PMMA
- Dimensions (L x W x H): 280 x 43 x 9.5 mm

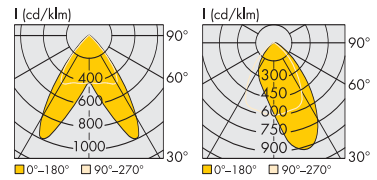
Light Distribution	Ref. No.	Efficiency %
Standard	555437	95
Diffusee	559972	88
Extra broad 90°	560570	95
Broad 60°	560573	95
Narrow 30°	560571	95
Retail SYM	555438	95
Retail ASYM	555439	95

Typical Light Distributions



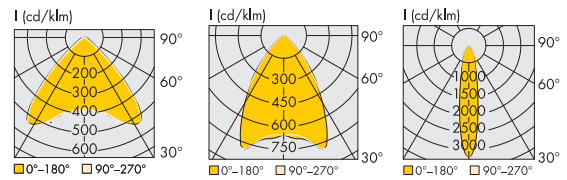
Diffuse

Standard



Retail SYM

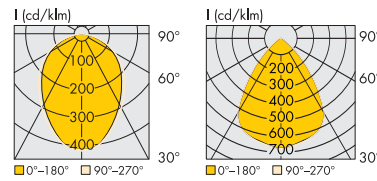
Retail ASYM



ExtraWide 90°

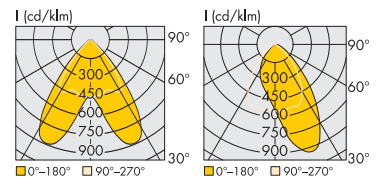
Wide 60°

Narrow



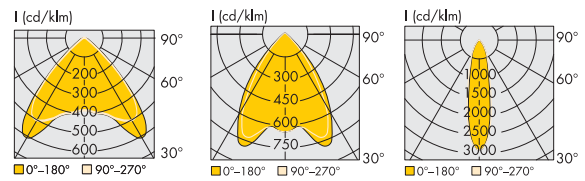
HB - Diffuse

HB - Standard



HB - Retail SYM

HB - Retail ASYM



HB - ExtraWide 90°

HB - Wide 60°

HB - Narrow

Single-row optics

Optics attachments 1R, 560 mm for LED modules and module chains

e.g. for LED Line SMD Kit Gen. 2 (WU-M-481/-502) and LED Line CSP Tuneable W4 (WU-M-523)

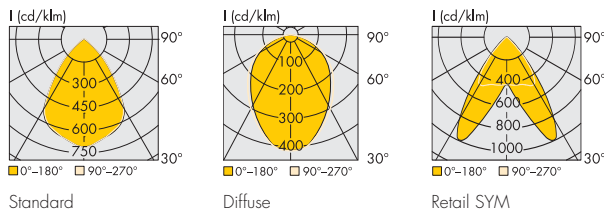
- Front-sided groove or spring for interconnecting optics.
- Max. permissible temperature: 80 °C



- Material: PMMA
- Dimensions (L x W x H): 560 x 43 x 9,5 mm

Light Distribution	Ref. No.	Efficiency %
Standard	562984	95
Diffuse	562985	88
Retail SYM	563524	95

Typical Light Distributions



1R high-rack optics, 280 mm for LED modules and module chains

e.g. for LED Line SMD Kit Gen. 2 (WU-M-480/-481G) and LED Line CSP Tuneable W4 (WU-M-523)

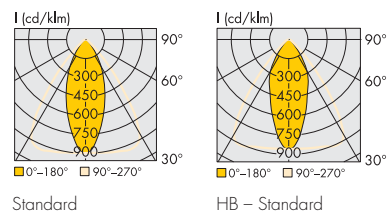
- Depth-penetrating/broad light distribution, specifically modified to suit warehouses and high-rack storage facilities.
- The design of the lens ensures low glare and high efficiency.



- Material: PMMA
- Dimensions (L x W x H): 280 x 43 x 9.5 mm

Light Distribution	Ref. No.	Efficiency %
High-rack	563598	95

Typical Light Distributions



Three-row Optics

Optics attachments 3R for LED modules, 280 mm and module chains

e.g. for LED Line SMD Kit 3R (WU-M-526 / WU-M-536)

- High-gloss surface.
- Matte surface for reduced colour shift.
- Front-sided groove or spring for interconnecting optics.
- Max. permissible temperature: 80 °C.



- Material: PMMA, transparent or translucent
- Dimensions (L x B x H): 285.4 x 62 x 11.25 mm

Light Distribution	Ref. No.	Efficiency %
Material: transparent, high gloss		
Extra broad 110°	560371	95
Broad 60°	560372	95
Narrow 30°	560375	95
Retail SYM	560373	95
Retail ASYM	560374	95
Material: transparent, matte		
Extra broad 110°	564557	95
Broad 90°	564559	95
Broad 60°	563660	95
Narrow 30°	564558	95
Retail SYM	563337	95
Retail ASYM	563338	95
Material: translucent, high-gloss		
Diffusee	562543	85

Spacers

For creating light ribbons of different lengths.

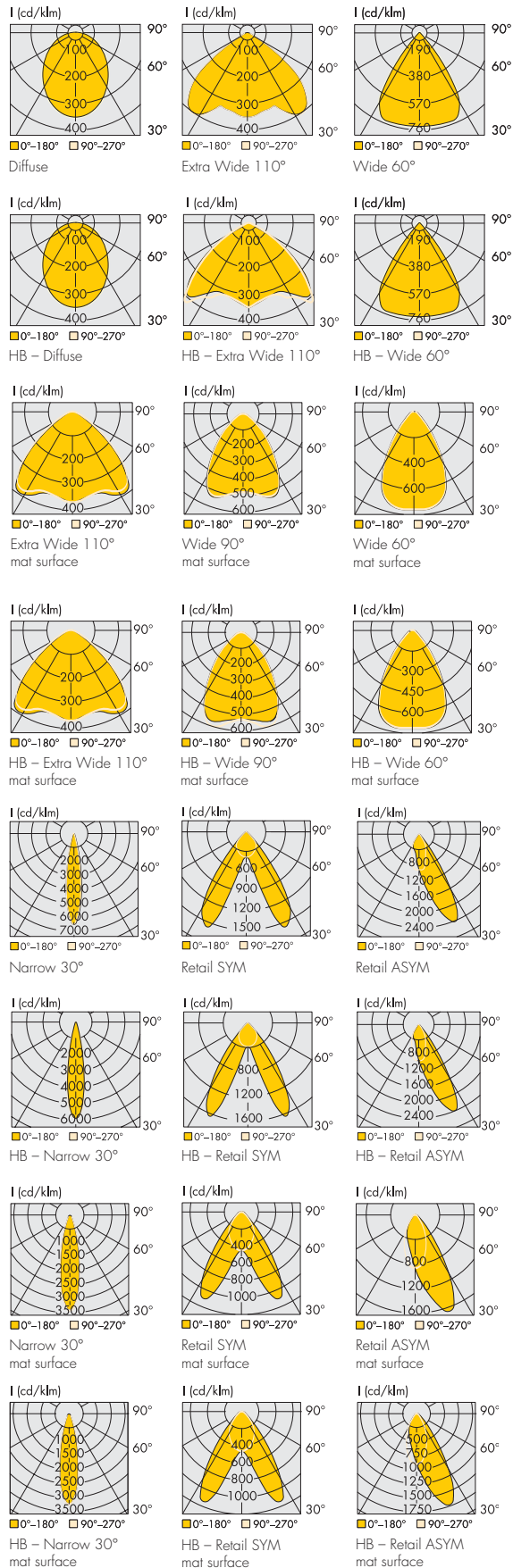
Attachment: insert into the optics (groove or spring side).

Material: PMMA, transparent or translucent, high-gloss.

Spacer	Ref. No.	Length mm
Material: transparent, high-gloss		
Short	564458	13.9
Long	563187	21.4
Short, VS brand	560793	13.9
Long, VS brand	560789	21.4
Material: translucent, high-gloss		
Short	564459	13.9
Long	564457	21.4
Short, VS brand	564678	13.9
Long, VS brand	564677	21.4

Three-row Optics

Typical Light Distributions



Three-row Optics IP54

3R high-rack optics, 280 mm IP54, with silicone sealant

e.g. for LED Line SMD Kit 3R (WU-M-526)

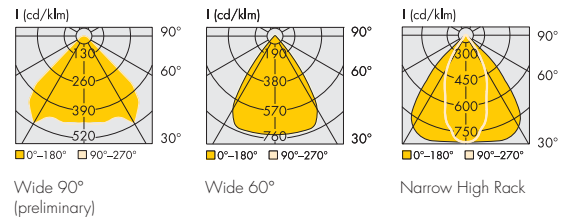
- For lighting rails: 1,200 mm, 1,500 mm, 1,800 mm
- Max. permissible temperature: 80 °C



- Material: PMMA
- Dimensions: (L x W x H): 298 x 64 x 11.75 mm

Light Distribution	Ref. No.	Efficiency %
Extra broad 90°	564168	95
Broad 60°	564166	95
Narrow high-rack	564167	95

Typical Light Distributions



Linear COB Optics

Office Optics

e.g. for LED Line AluFix LUGA and *NEW* LUGA RX

- Efficiency: 94%
- Material: PMMA



Retail Optics 1-SYM

e.g. for LED Line AluFix LUGA and *NEW* LUGA RX

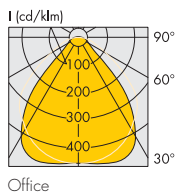
- Efficiency: 94%
- Material: PMMA



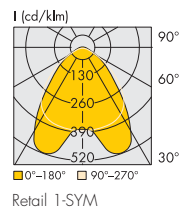
Type	Ref. No.	Dimensions (L x W x H) in mm		
		Length	Width	Height
89011	554753	305	36.2	15.2
89012	563833	586	36.2	15.2
89013	563834	867	36.2	15.2
89014	563835	1148	36.2	15.2
89015	563836	1429	36.2	15.2

Type	Ref. No.	Dimensions (L x W x H) in mm		
		Length	Width	Height
89021	554758	305	36.2	15.2
89022	563837	586	36.2	15.2
89023	563838	867	36.2	15.2
89024	563839	1148	36.2	15.2
89025	563840	1429	36.2	15.2

Typical Light Distributions



Typical Light Distributions



Linear COB Optics

Retail Optics 1-ASYM

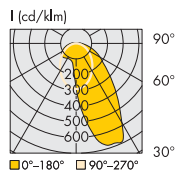
e.g. for LED Line AluFix LUGA and *NEW* LUGA RX

- Efficiency: 94%
- Material: PMMA



Type	Ref. No.	Dimensions (L x W x H) in mm		
		Length	Width	Height
89031	56413	305	36.2	15.2
89032	563841	586	36.2	15.2
89033	563842	867	36.2	15.2
89034	563843	1148	36.2	15.2
89035	563844	1429	36.2	15.2

Typical Light Distributions



Retail 1-ASYM (preliminary)

Batwing Optics

Batwing optics for LED PCBs W1.5

For lighting using wall washers and for indirect lighting.

- Dimensions (L x W x H)
Type 91000: 560/1,800 x 24.7 x 31 mm
Type 91010: 560/1,800 x 24.7 x 25 mm
- Idea for SMD PCBs types
WU-M-499/WU-M-500 and for LUGA Line modules.



Typ 91000

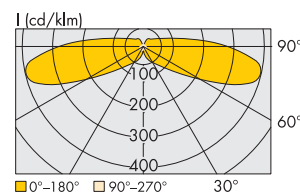


Typ 91010

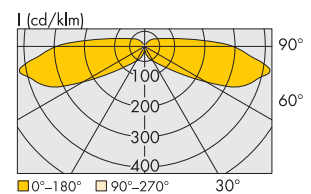
Material: PMMA

Type	Ref. No.	Length mm
For wall washers		
91000	559587	1,800 ±2
91000	562895	560 ±2
For indirect lighting		
91010	559588	1,800 ±2
91010	562896	560 ±2

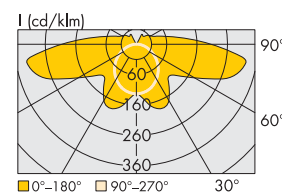
Typical Light Distributions



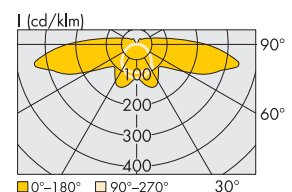
91000 - WU-M-499 / 500



91000 - LUGA Line



91010 - WU-M-499 / 500



91010 - LUGA Line

Circular COB Optics

LUGA COB Silicone Lenses M Class, Area

- M class: optics for lighting M class streets (in acc. with EN 13201).
- Area: optics for lighting public places.
- High temperature resistance.
- IK stability of silicone optics: IK 08.

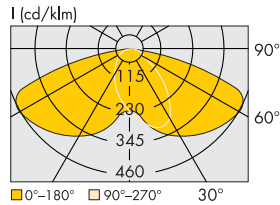


Material: silicone, transparent
 Dimensions M-class (incl. frame) Ø x H: 100 x 24 mm
 Dimensions Area (incl. frame) Ø x H: 100 x 23 mm

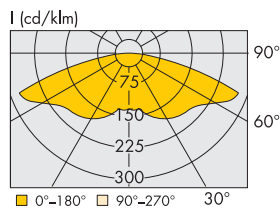
Type	Ref. No.	Efficiency %
M-class Optics, asymmetrical	559042	93
Area Optics, symmetrical	562512	96

Typical Light Distributions

Measured COB module: DMx11xxx



M Class



Area

Using COB LEDs made by other manufacturers can alter the light distribution shown here.

Holder

Material: PC, black
Ref. No. 558607

LUGA COB Silicone Lenses SYM II

- Optics for industrial and high-bay lighting.
- High temperature resistance.
- IK stability of silicone optics: IK 08.

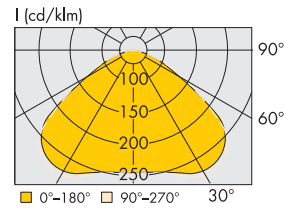


Material: silicone, transparent
 Dimensions (incl. frame) Ø x H: 100 x 24.6 mm

Light Distribution	Ref. No.	Efficiency %
Optics SYM II, symmetrical	562513	97

Typical Light Distributions

Measured COB module: DMx11xxx



Using COB LEDs made by other manufacturers can alter the light distribution shown here.

Holder

Material: PC, black
Ref. No. 558607

Glossary

TIR Optics

So-called TIR optics, short for "total internal reflection", are used to ensure a light beam is emitted in a parallel manner. It is a combination of reflector and lens, which works with refraction and reflection to create a parallel beam of light like a parabolic mirror would. The TIR process is extremely efficient and can focus light energy coming from various directions. This makes it possible to create lighting with a concentrated beam (point lighting).

UGR Value

The abbreviation UGR stands for "Unified Glare Rating". The UGR value is a dimensionless index that says something about the physiological degree of glare produced by an indoor lighting system. UGR values are defined in steps for the region of 10 (no consciously perceived glare) up to 30 (very high degree of perceived glare). In accordance with DIN EN 12464-1:2011-08, these steps are defined as 13, 16, 19, 22, 25 and 28, and ultimately express the degree of glare experienced by numerous observers as a statistic.

In this regard, a UGR of 19 – for instance – means that approx. 65% of observers "will remain just under the threshold of being affected" by glare. However, this also means that the remaining 35% of observers will feel unpleasantly affected by glare. Therefore, the lower the UGR value is, the fewer observers will perceive direct glare. The lower the calculated UGR value is, the lower the degree of glare; the higher the UGR value is, the more strongly glare will be perceived.

IK Stability

The IK rating is a measure of the protection provided by a casing (of electrical components) against mechanical impact. It is standardised in accordance with CEIEN 50102 and describes how much impact energy (expressed in Joule) the casing will withstand without breaking, e.g. IK 08 = resistance against impact energy of up to 5 Joules.

PMMA

Polymethyl methacrylate, PMMA for short (also known as acrylic glass, Plexiglas® or Limacryl®), is a synthetic, glass-like thermoplastic.

- Six times the impact strength of silicate glass.
- Very hard, scratch-proof.
- Highly transparent, completely colourless and high-gloss.
- Extremely good light fastness.
- Good electrical insulation properties.

Silicone

Silicone is a name given to a whole group of synthetic polymers. Due to their typically inorganic structure on the one hand as well as organic vestiges on the other, silicones occupy a midway position between inorganic and organic compounds. In a certain sense, these polymers are hybrids and come with a unique range of properties that no other synthetic is capable of replicating.

- Heat-resistant
- Hydrophobic
- Dielectric

Silicone must not be confused with silicon, which forms a component of silicone. The similar spellings often lead to errors in translation.

"Sparkling" Effect

The totally reflective way in which TIR lenses direct light is comparable to the light reflections seen with a cut diamond. A reflection of the LED light source can usually be seen in the lens surfaces. If facets are then added to the mirrored surfaces of a lens, numerous LED reflections become visible at the same time. When the LED is switched off, any ambient light will be reflected by the numerous individual facets, which creates the diamond-like appearance of the optics, the so-called sparkling effect. Depending on the shape and position of the facets, numerous variations are possible.

Whenever a light goes on around the world, Vossloh-Schwabe is likely to have made a decisive contribution to ensuring everything works at the flick of a switch.

Headquartered in Germany, Vossloh-Schwabe has been a member of the global Panasonic Group since 2002 and counts as a technology leader within the lighting sector. This success is based on the quality and efficiency of our products.

The product range covers the entire spectrum of lighting technology components of LED systems with optimally matching control gear and highly efficient optical systems, modern control systems (LiCS) as well as electronic and magnetic ballasts and lampholders.

The future of the company is geared towards smart lighting.

A member of the Panasonic group **Panasonic**

Vossloh-Schwabe Deutschland GmbH

Hohe Steinert 8 · 58509 Lüdenscheid Germany
Telephone +49 (0) 23 51/10 10 · Telefax +49 (0) 23 51/10 12 17
www.vossloh-schwabe.com

VS LIGHTING
SOLUTIONS

All rights reserved © Vossloh-Schwabe
Subject to technical modifications without notification.
Product News – Optics EN 04/2017